

RE SERIES



**IC BUS[®]
RE SERIES**





CONFIDENCE YOU CAN COUNT ON

THE ROAD TO SCHOOL IS EVER CHANGING — JUST ASK A BUS DRIVER. BE IT WEATHER, CONSTRUCTION, TRASH PICK UP OR HOLIDAY TRAFFIC, NO TWO TRIPS ARE THE SAME.

At IC Bus®, we recognize that safe and reliable transportation of students is an enormous responsibility and our number one priority, and to do so successfully requires listening to our customers and collaborating on solutions. The RE Series offers elevated features such as enhanced interiors and maximum passenger capacity, optimum safety, connected technology, and the top-of-the-line Cummins® L9 engine. In the end, the IC Bus® RE Series is a product built with quality and the driver in mind – bringing you the results you need on time, every time.





IRONCLAD UPTIME



We know what it takes to survive a school year—and let's face it—it takes a lot. That's why we build the RE Series to the highest standards with the most reliable engines. Every part we engineer and every material we choose is designed to stand up to the rigors of daily use. In addition, we also offer the largest, most capable service and support network in the industry. So whether you're headed to school, a championship game, or a school field trip, you can count on the RE Series to get the job done.

QUALITY

- ▶ Millions of dollars invested into the Tulsa manufacturing facility to enhance precision assembly
- ▶ Standard 16-gauge steel body and all-steel rub rail construction provide increased strength and corrosion resistance
- ▶ Threaded steel body frame construction interlocks roof bows, drip rail and roof stringers into a single frame unit
- ▶ Traditional hard-drive rivet construction is based on 120% of design strength guidelines based on FMVSS requirements

DURABILITY

- ▶ Connectors exposed to road spray or elements are sealed and locked to prevent corrosion
- ▶ Brakes are subject to nine in-process validation tests during assembly of the bus
- ▶ Chassis frame rails and axles assembled in digitally controlled precision fixtures, which ensures the completed chassis is assembled precisely
- ▶ Chassis is painted before body is attached and the body is undercoated before and after assembly to provide an extra layer of protection
- ▶ Side emergency doors equipped with internal hidden hinges that are not exposed to the elements, helping to prevent corrosion and freezing
- ▶ Naviflex stepwell improves corrosion resistance
- ▶ 21,000-lbs air-ride rear suspension standard (higher ratings available)

SERVICEABILITY

- ▶ Two engine doors mean easy access to components like the side-mounted radiator and rear-facing fluid check points
- ▶ Exterior electrical control panel improves accessibility to the electrical system when installing add-on features and when troubleshooting for electrical issues
- ▶ Programmable oil change light gives fleets the ability to customize parameters, including number of miles/ kilometers run, hours of operation or gallons of fuel
- ▶ Instruments are fully electronic and self-testing, with visual and audible alarms
- ▶ Flat roped-in windshield and roped-in stationary glass for easier and more cost-effective glass replacement



MISSION #1: SAFETY

The safety and security of the driver and passengers should always be the number one priority of any bus manufacturer. As the largest school bus company in the industry, IC Bus® understands this more than most. That's why we've developed innovative features like the integrated front bumper crossing control gate and the widest stepwell in the industry.

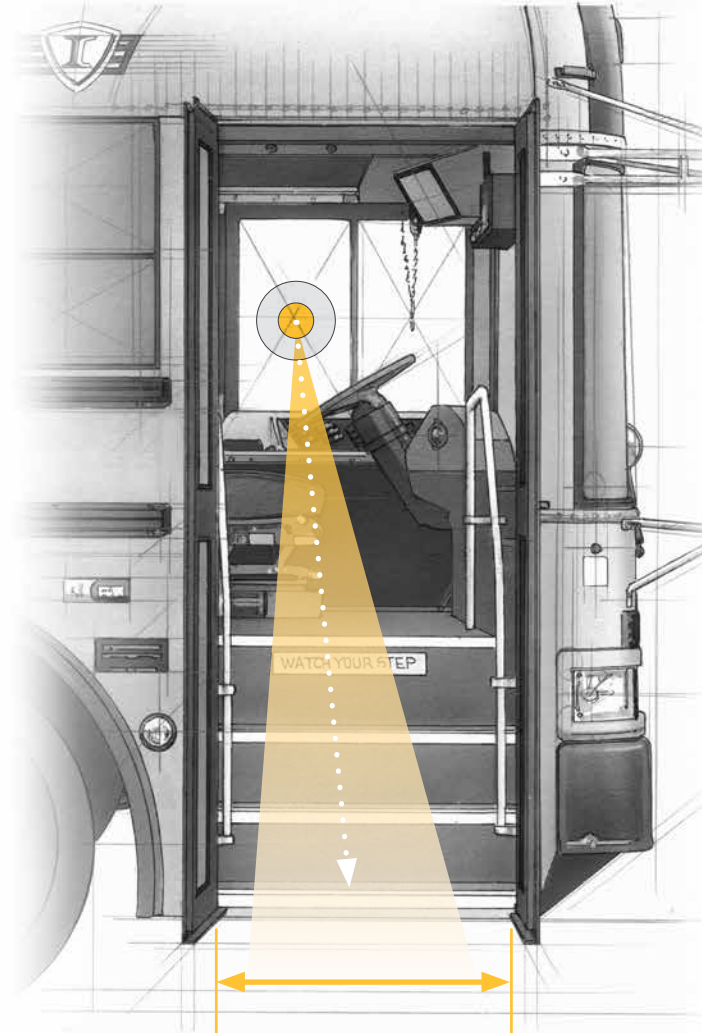
RE SERIES SAFETY FEATURES

- ▶ Integrated construction is designed with all-steel cage body with 16-gauge steel side sheets
- ▶ 21,000-lb rear IROS air suspension
- ▶ 36" wide Naviflex stepwell is consistently spaced for predictable footing
- ▶ Interchangeable SafeGuard BTI seating
- ▶ Stepwell is positioned to be better aligned with the driver's field of view versus the competitors, reducing neck strain and overall fatigue
- ▶ Long grab handles extend close to the ground so as to be reachable by smaller passengers
- ▶ Optional integrated front bumper crossing control gate helps to ensure that students do not cross in front of the bus
- ▶ Standard Air Brakes provide responsiveness that drivers require when riding through rough terrain
- ▶ The available Leave No Student Behind® feature ensures drivers disable alarm at rear of bus before exiting, ensuring no student is overlooked



Interchangeable SafeGuard BTI seating exclusively for IC Bus® is continually compliance tested to make sure it meets and exceeds all federal safety standards

36-INCH WIDE NAVIFLEX STEPWELL FEATURES LONG GRAB HANDLES WHICH EXTEND CLOSE TO THE GROUND




35" OPENING ALIGNS WITH THE DRIVER'S FIELD OF VIEW

IC BUS® FULL VIEW CAMERA TECHNOLOGY™ BY ROSCO

IC Bus® is proud to offer the industry's first purpose-built camera system designed specifically for school buses. Combined with the side mirrors, this advanced system will allow bus drivers to have a "full view" around the bus so they can concentrate on driving and keeping kids safe.

FULL VIEW CAMERA FEATURES

- ▶ Co-developed with Rosco, IC Bus® designed the industry's first purpose-built camera for a school bus application
- ▶ Provides drivers views based on the situation at hand, such as backing up, opening the door, or a view to the side or front of the bus
- ▶ This purpose-built camera technology is designed to not overload the driver with too much information, but instead provide them with the right information at the right time
- ▶ Gives the driver a greater feeling of security and peace-of-mind with the combination of the full view camera technology and driver mirrors
- ▶ Provides accurate visibility to the areas that matter most around the bus



Front View

Side View

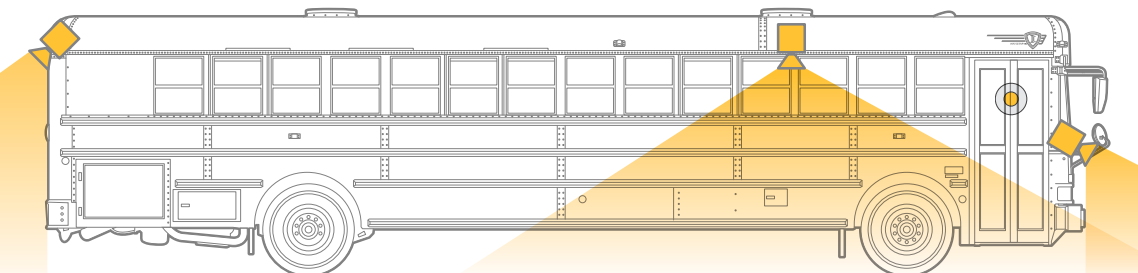
Rear View



The Full View Camera System displays the most appropriate view based on the situation at hand, including backing up, opening the door, or the view of the front, side or rear of the bus.

AUGMENTS EXISTING SAFETY FEATURES

AVOIDS INFORMATION OVERLOAD WITH A FOCUSED INTUITIVE APPROACH



Camera System Locations

HEAD OF THE CLASS

ADVANCED SAFETY, NOW STANDARD



IC Bus® is proud to be the first in the industry to offer Collision Mitigation (CM) technology and Electronic Stability Control (ESC) as standard equipment. Now, the RE Series can help drivers mitigate collisions, rollovers and loss-of-control situations — potentially resulting in lower repair costs and greater peace of mind.

ACTIVE SAFETY BENEFITS WITH ELECTRONIC STABILITY CONTROL

- ▶ Provides More Control on Slick Surfaces
 - ESC will automatically apply the appropriate brakes when loss of traction is detected
 - Acts in ways the driver cannot replicate using selective wheel brake control
 - May act before the driver realizes a situation exists
- ▶ Actively Helps the Driver Avoid or Recover from Rollover and/or Loss of Control Conditions
 - ESC will help correct the vehicle orientation by reducing speed and/or applying brake pressure to the appropriate wheels

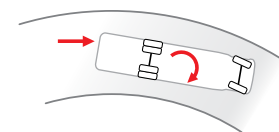
THE IMPORTANCE OF FULL STABILITY

ELECTRONIC STABILITY CONTROL (ESC)

ESC is a key component of this active safety system. Using sensors combined with the Anti-lock Braking System (ABS), ESC helps the driver maintain control during over-steer and under-steer situations on both wet and dry road surfaces reducing the chance of a roll-over. When the stability threshold reaches a critical level, the system can selectively apply vehicle brakes and even de-throttle the engine.

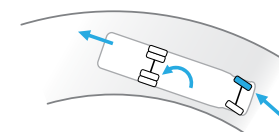
DRIVING SCENARIO:

The vehicle's speed around a curve has exceeded the ability of the tires to hold the vehicle orientation, causing the vehicle to slide and over-steer.



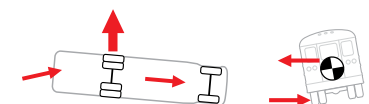
SYSTEM RESPONSE:

ESC helps to correct the vehicle orientation by reducing speed and, if required, the system quickly applies braking pressure to the appropriate wheels.



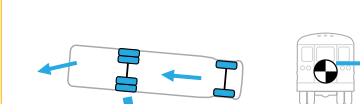
DRIVING SCENARIO:

A vehicle enters a curve too fast on high friction pavement. The wheels and the pavement create a "hinge" effect allowing the forces at the center of gravity to push the vehicle over.



SYSTEM RESPONSE:

ESC applies pressure to all brakes and reduces engine throttle to quickly reduce vehicle speed and help reduce the chance of a rollover.



The table below identifies the key features and components of the Electronic Stability Control system:

	FEATURE	WHY IT MATTERS
Sensor Technology	Wheel Speed Sensors	Allows the system to determine vehicle speed and monitor wheel lock-up to optimize braking
	Lateral Acceleration Sensor	Side or lateral forces are used to detect a roll situation
	Steering Angle Sensor	An early indicator of a potential critical maneuver. Helps the system to respond faster and more accurately
	Brake Pressure Sensors	Allows the system to accurately supplement the driver throughout the maneuver
	Yaw Rate Sensor	Allows the system to monitor the true orientation of the vehicle and compare it to the driver's intention
Performance Enhancement	Multi-level Sensing	Improves the reaction time and accuracy of the intervention
	Tuning	Improves the ability of the stability system to match the intervention of the situation
	All Axle Braking	Provides the best opportunity to reduce vehicle speed in the shortest time
	Individual Corner Braking	Provides the capability to control under- and over-steer situations



COLLISION MITIGATION FOR ALL

KEEPING AN EYE ON THE ROAD AHEAD

IC Bus is the only OEM to offer both active and passive collision mitigation features as standard equipment to help the driver maintain a safe travel experience. Passive Safety provides alerts that may require the driver to take action. Active safety automatically takes action to help avoid or reduce the severity of a potential collision, such as de-throttling the engine and applying the brakes.

One of the most advanced active safety features included on the RE Series is Collision Mitigation (CM). This system uses radar to help detect metal objects in the forward path of the bus. If the radar detects an object, the system is designed to reduce the severity and likelihood of a rear-end impact by applying the brakes.



SYSTEM FEATURES

FEATURES	WHAT IT DOES...
Stationary Object Alert	Helps reduce the likelihood of hitting a stationary object
Collision Mitigation	Helps reduce the frequency and severity of rear-end collisions
Adaptive Cruise Control	Helps driver maintain gap with forward vehicle
Following Distance Alerts	Helps reinforce a safer distance gap between host & forward vehicle
Alert Prioritization	Provides most critical alert first helping mitigate driver distraction from multiple alerts occurring simultaneously
Impact Alerts	Helps warn the driver that a collision with a forward vehicle is possible
Electronic Stability Control (ESC)	Full stability system to help drivers mitigate rollovers and loss-of-control situations on wet and dry roadways

SUPPORTING SAFE DRIVING

FOLLOWING DISTANCE ALERTS

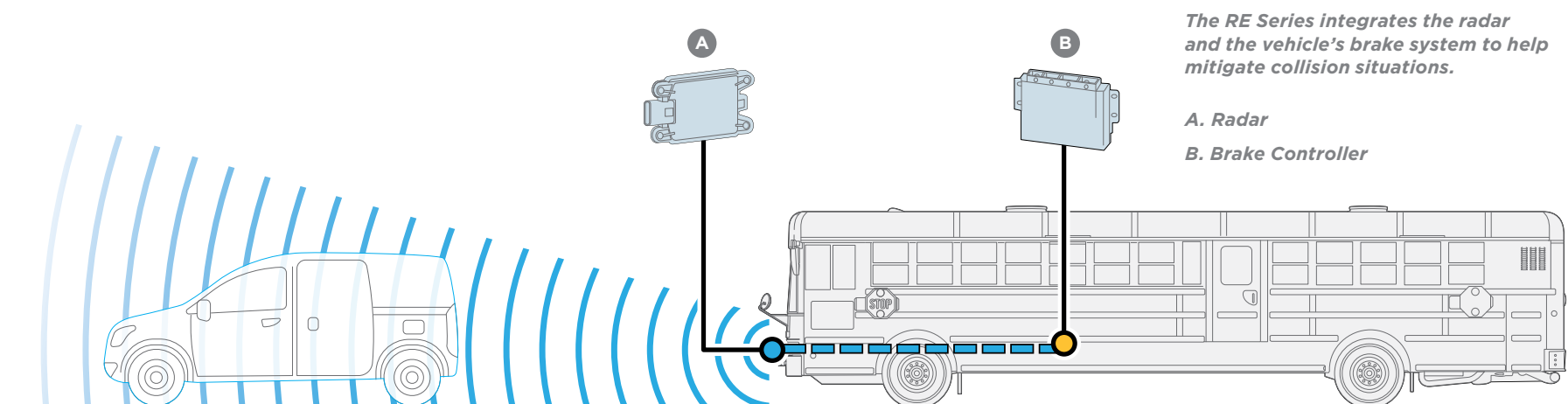
The radar can also be used to maintain a safe following distance when the Adaptive Cruise Control is engaged. Radar has many advantages including the ability to read object through all weather conditions such as rain, snow, smoke and fog.

- ▶ Less Wear and Tear on Your Brakes
 - The system's Adaptive Cruise Control with Braking feature helps drivers keep a set following distance by reducing throttle, engaging the engine retarder or, if necessary, applying the brakes
- ▶ Driver Alerts to Help Ensure a Safe Journey
 - Following Distance Alerts - audible and visual alerts let drivers know when they are getting too close to a forward vehicle
 - Impact Alerts - audible and visual alerts warn the driver that a collision with a forward vehicle is possible

SITUATIONAL EXAMPLES

SITUATION	POSSIBLE CAUSE	HOW ACTIVE SAFETY CAN HELP
Rear End Collisions	Distracted Driver	Can reduce the likelihood or severity of rear-end accidents
Overly Aggressive Drivers	Bus is too close to the forward vehicle	Following Distance Alert will beep when following too closely
Limited Sight in Poor Weather Conditions	Snow, rain, smog, smoke, fog, sleet	Radar can see through most bad weather to alert the driver if needed

- Stationary Object Alerts - audible and visual alerts provide the driver an alert when a metallic object(s) may be in the lane of travel
- ▶ Collision Mitigation
 - Provides audible and visual alerts to the driver and will apply the brakes if the system determines a collision with a forward vehicle is possible





DRIVERFIRST™

DESIGNED WITH DRIVERS IN MIND



MISSION STATEMENT

As a leader in the bus industry, IC Bus® knows that uptime is about being on time, every time, every day — but we also know that won't happen without committed drivers.

That's why we're putting the ones behind the wheel at the center of all we do. It's a philosophy we call DriverFirst™ and it has led to significant improvements in safety, ergonomics and efficiency.

We're stepping forward and taking the lead in the industry — embracing technology and innovation to make drivers more safe and satisfied, so they stay committed to driving our future with us.

HELPING ALL STAKEHOLDERS IN THE INDUSTRY RECRUIT & RETAIN SCHOOL BUS DRIVERS

The RE Series dashboard controls are centered within the driver's cockpit. Flat front provides excellent front visibility to the ground





TAKE COMMAND

A SUCCESSFUL RIDE IN EVERY BUS STARTS WITH A TRAINED BUS DRIVER. DRIVING AS MANY AS 90 CHILDREN TO AND FROM SCHOOL TAKES A DEFT TOUCH AND A LOT OF CONCENTRATION SO IT'S IMPORTANT THAT THEY HAVE THE TOOLS THEY NEED TO PERFORM THE JOB EFFICIENTLY AND COMFORTABLY.

The cockpit and outward visibility of the RE Series is designed to ensure that drivers of varying stature have a solid command of the road.

EASY-REACH DESIGN

- ▶ Electrically activated passenger door with standard electric vandal lock on entrance door to increase driver control during loading and unloading
- ▶ Push button shift is available with the 3000PTS Allison transmission
- ▶ Available comfort features include IC Air, Wi-Fi and Satellite TV

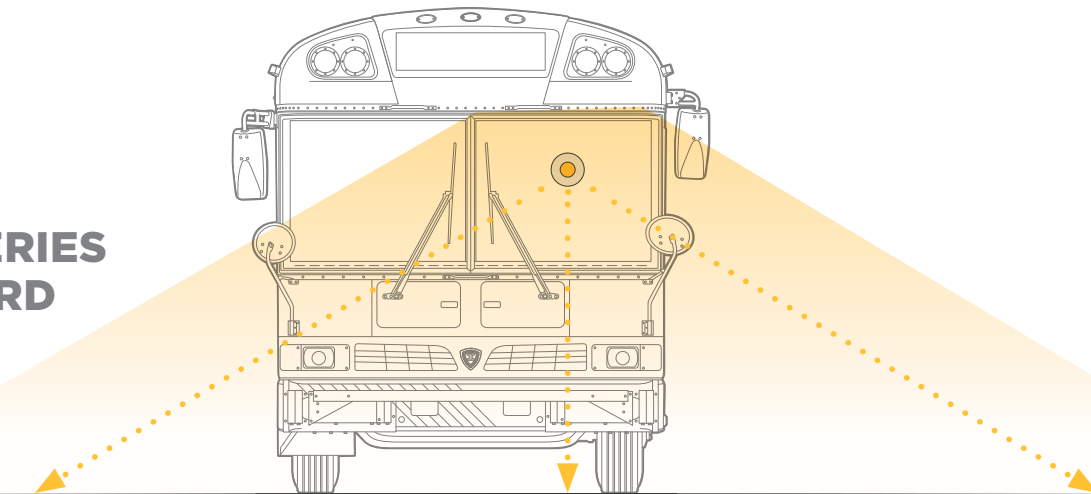


A CLEAR LINE OF SIGHT

RE SERIES VISIBILITY

- ▶ Roped-in front windshield provides optimum visibility for drivers
- ▶ Flat front glass ensures no distortion and provides excellent front visibility to the ground
- ▶ Forward driver positioning provides excellent line of sight for ease in monitoring the road and surrounding environment
- ▶ The wide entry door gives the driver a clear view to the curb and boarding riders

THE FLAT FRONT OF THE RE SERIES PROVIDES EXCELLENT FORWARD VISIBILITY TO THE GROUND





LEGENDARY STRENGTH




GIVEN THE UNPREDICTABILITY EACH NEW DAY BRINGS, A RELIABLE AND POWERFUL ENGINE IS ONE THING BUS DRIVERS SHOULD BE ABLE TO COUNT ON. RE SERIES IS AVAILABLE WITH THREE VERSIONS OF THE ALL-NEW CUMMINS® L9. THIS INLINE-6 DIESEL WORKHORSE COMES FROM A LEGACY OF OVER 27 YEARS AND 5 MILLION ENGINES. THIS PROVEN PERFORMER ALSO DELIVERS THE BEST POWER-TO-WEIGHT RATIO IN ITS CLASS.



CUMMINS® L9

THE CUMMINS® L9 HAS ESTABLISHED A SOLID REPUTATION AS A DEPENDABLE ENGINE FOR MEDIUM DUTY APPLICATIONS.



KEY HIGHLIGHTS

- ▶ With up to 300 hp and 860 lb-ft in the RE Series, the L9 offers the best power-to-weight ratio in its class
- ▶ Replaceable cylinder liners for easier rebuilding
- ▶ Compact Single Module™ aftertreatment system with exceptional thermal efficiency
- ▶ Cummins Fleetguard® filters provide up to 10 times better protection than conventional fuel filters
- ▶ Largest, most capable support network in North America

CUMMINS® L9 TECHNICAL SPECIFICATIONS

Engine Type:	Diesel, 4-Cycle
Configuration:	Inline 6-Cylinder
Displacement:	543 cu. in. (8.9L)
Bore and Stroke:	4.49 X 5.69 in
Aspiration:	Variable Geometry Turbocharger
Combustion System:	Direct Injection
Engine Lubrication:	15L
Total Engine Weight (Dry):	1,695 lbs
Horsepower:	300 hp (max)
Torque:	860 lb-ft (max)



Electronic actuation of the VGT® Turbocharger improves precision and responsiveness

RATED POWER (MAX): **300 HP** | RATED TORQUE (MAX): **860 LB-FT**



ONCOMMAND[®] CONNECTION[®]

ALL MAKES. ALL MODELS.

HELPING KEEP YOUR FLEET ON TIME, ALL THE TIME

As a manager of bus fleets, we know your biggest challenges. Ensuring passenger safety. Staying on schedule. Reducing operational costs and increasing efficiency. We're here to help. OnCommand[®] Connection is the first and only all-makes diagnostics system that connects your entire fleet and provides you with the information you need to get your job done.

ALL THE TOOLS YOU NEED AT YOUR FINGERTIPS

OnCommand[®] Connection is designed to keep your fleet on time and your passengers safe through powerful features such as **automated driver vehicle inspection reports, engineer-designed action plans and access to your portal** through your preferred interface: computer, tablet, smartphone or email.




ONCOMMAND[®] CONNECTION'S MISSION

- ▶ Improve vehicle reliability for your entire fleet
- ▶ Ensure the safety of your driver and passengers
- ▶ Increase the efficiency of your operation
- ▶ Reduce your costs and increase your value

ONCOMMAND[®] CONNECTION HELPS:

- ▶ Automate Driver Vehicle Inspection reports to make them faster and more accurate
- ▶ Merge inspection report data with vehicle fault codes into one easy-to-read report
- ▶ Be more proactive in identifying maintenance issues and addressing them before a breakdown occurs
- ▶ Make informed choices to manage your fleet for maximum productivity



REMOTE DIAGNOSTICS FOR ALL MAKES OF VEHICLES



MERGE vehicle fault code data with driver inspection reports for a complete view of vehicle health



INTEGRATE vehicle diagnostics with routing/scheduling products such as Edulog



EVALUATE driver behavior on data points like speeding, harsh braking, etc.*

* Enable by GPS or OCC telematics



UNDERSTAND vehicle fault codes quickly and easily with descriptions in plain English



GAIN INSIGHTS with fault code action plans that provide severity information and recommended solutions



RE SERIES SPECIFICATIONS

ADVANTAGE: RE SERIES

WHEN SCHOOL BUDGETS ARE TIGHT, IT'S MORE IMPORTANT THAN EVER TO MAKE SOUND DECISIONS WHEN IT COMES TO MAJOR PURCHASES.

Every school district has different needs but the RE Series has indisputable advantages. From driver visibility to rock-solid reliability, when you sum it up, it all adds up to the RE Series.

SIMPLE MATH

- ▶ Flat front provides excellent front visibility to the ground
- ▶ Unobstructed access to driver area
- ▶ Low interior noise level at driver area due to engine position
- ▶ Air suspension offers a smooth ride for drivers and passengers
- ▶ Maximum passenger capacity of 90
- ▶ Pass through luggage availability
- ▶ Integral transmission oil cooler on the Allison 3000 transmission



KEY FEATURES

- ▶ Post trip child monitor system ensures drivers disable alarm at rear of bus before exiting
- ▶ Entry steps are consistently spaced for predictable footing and are the widest in the industry for safe and convenient entry/egress
- ▶ Flat roped-in windshield and roped-in stationary glass for easier and more cost-effective glass replacement
- ▶ Standard 16-gauge steel body and all-steel rub rail construction provide increased strength
- ▶ Electrically activated passenger door with standard electric vandal lock
- ▶ Interchangeable BTI Seating features precision die-formed seat base and seat back that can be swapped in approximately five minutes
- ▶ Smooth-riding 21,000-lb International® Ride-Optimized Air Suspension is standard (higher ratings available)
- ▶ Visual and Audible alarms for Low Fuel, Oil, Voltage, Coolant and High Temperature

RE SERIES SPECIFICATIONS

GVWR

- ▶ 31,800 - 37,000 lbs.

CAPACITY

- ▶ 72 - 90 passengers

WHEELBASE OPTIONS

- ▶ 222", 249", 276", 303"

SINGLE REAR AXLE (4X2)

- ▶ Meritor: 19,800 - 23,000 lbs.
- ▶ Dana Spicer: 19,800 - 23,000 lbs.

FRONT AXLE

- ▶ Meritor: 12,000 - 14,000 lbs.
- ▶ Hendrickson: 12,000 - 14,000 lbs.
- ▶ Dana: 12,000 - 14,000 lbs.

FRAME

- ▶ High Strength Low Alloy Steel 50,000 PSI

FRONT SUSPENSION

- ▶ Standard Parabolic Taper Leaf: 12,000 - 14,000 lbs.
- ▶ Hendrickson
 - AIRTEK® Air Over Leaf: 12,000 - 14,000 lbs.

REAR SUSPENSION

- ▶ International® Ride Optimized Suspension (IROS) 21,000 - 23,000 lbs.

ELECTRICAL SYSTEM

- ▶ Alternators
 - Leece-Neville: 12 Volt, 210 - 325 Amp
 - Delco Remy: 12 Volt, 200 Amp
 - Bosch: 12 Volt, 200 Amp
- ▶ Battery Systems
 - JCI: 12 Volt 2850 CCA

EXHAUST SYSTEM

- ▶ Single Horizontal Aftertreatment Device frame mounted outside left rail

BRAKES

- ▶ Air Brakes with ABS and Optional Automatic Traction Control

ENGINES

- ▶ Cummins® L9
 - 260 hp, 720 lb.-ft.
 - 270 hp, 800 lb.-ft.
 - 300 hp, 860 lb.-ft.

TRANSMISSIONS

- ▶ Allison: 3000PTS with Direct Mount Cooler

FUEL TANKS

- ▶ 65 - 105 Gallons, mounted between frame sidemembers

EXTERIOR

- ▶ Optional undercarriage luggage compartments
- ▶ Left side and rear engine access door

INTERIOR

- ▶ Optional factory-installed IC Air
- ▶ Water In Fuel sensor
- ▶ Cruise Control
- ▶ Formed Stepwell Treads with Naviflex Finish
- ▶ 78" interior headroom



CAPACITY:

72-90 PASSENGERS



WE HAVE YOUR BACK SO YOU CAN KEEP MOVING FORWARD

Your IC Bus® dealer is one of the best in the business, and a strong link in the industry's broadest, most capable parts distribution and dealer network.

YES, WE'RE
OPEN

Saturday
475+
Locations

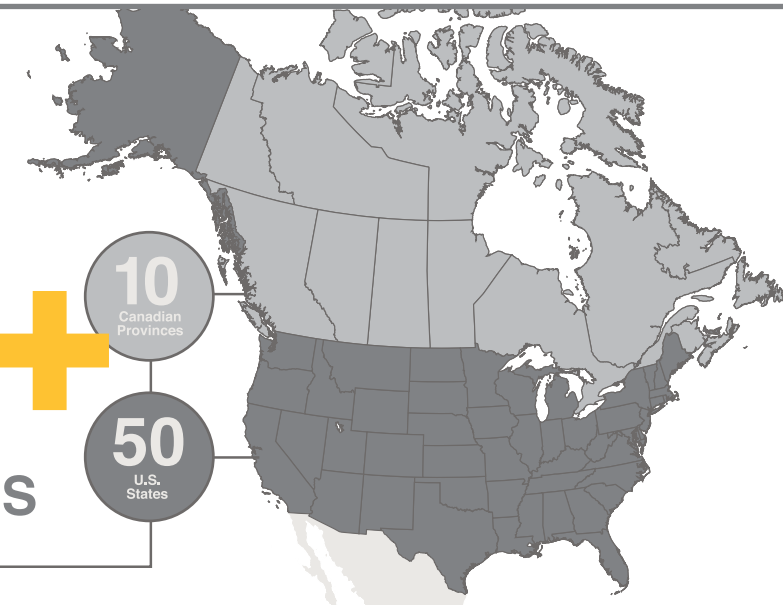
Sunday
45+
Locations

7,600+
TECHNICIANS

So no matter where you're located, you're not far from one of our

700+
DEALER LOCATIONS

Leading all competitors in



7,400+
SERVICE BAYS

NAVISTAR
CAPITAL
a BMO Financial Group program

FLEETRITE



DIAMOND EDGESM CERTIFIED IC Bus[®] Dealers

Navistar Capital is an industry leader in commercial vehicle financing with over 40 years of experience. We provide customized leases and secured loans with flexible structuring for International® heavy and medium duty commercial vehicles. Contact your local International Truck dealer for more information.

For more than 40 years, Fleetrite® has provided quality parts for all truck and bus makes sold exclusively at your International® Truck dealer. Every part is Navistar quality approved and is covered under a 1-year parts and labor warranty. Parts you can trust and affordability you can bank on.

This select network of International dealer service departments has passed rigorous parts and service certification guidelines to provide you with faster turnarounds, immediate parts availability and a higher level of servicing expertise. Their ongoing pledge is to maximize your uptime and deliver a best-in-class customer experience.



www.ICBus.com

Specifications, descriptors and illustrative material in this literature are accurate as known at time of publication, but are subject to change without notice. Illustrations may include optional equipment and accessories, and may not include all standard equipment. IC Bus® and OnCommand are trademarks of Navistar Inc. BAD18002

© 2018 Navistar Inc. All rights reserved. All marks are trademarks of their respective owners. Lithographed in the United States of America.